

Name _____

The Seasons

paste

Spring

paste

Summer

paste

Autumn

paste











Winter

Note: Reproduce these pictures for each student to use with page 38.













Name _____











My Weather Chart

Day	Date	Temperature	What's in the sky? (color in)	Anything falling? (color in)
1				
2				
3				
4				
5				











Name _____

Day	Date	Temperature	What's in the sky? (color in)	Anything falling? (color in)
6				
7				
8				
9				
10				

Name _____

Day	Date	Temperature	What's in the sky? (color in)	Anything falling? (color in)
11				
12				
13				
14				
15				

Name _____

Day	Date	Temperature	What's in the sky? (color in)	Anything falling? (color in)
16				
17				
18				
19				
20				

Name _____

My "Feels Like" Graph

Color in one box each day to create a chart of what the weather feels like (just like we do during class):

Freezing- 0-32 Cold: 32-50 Cool: 50-70 Warm: 70+

freezing	Cold	Cool	Warm

