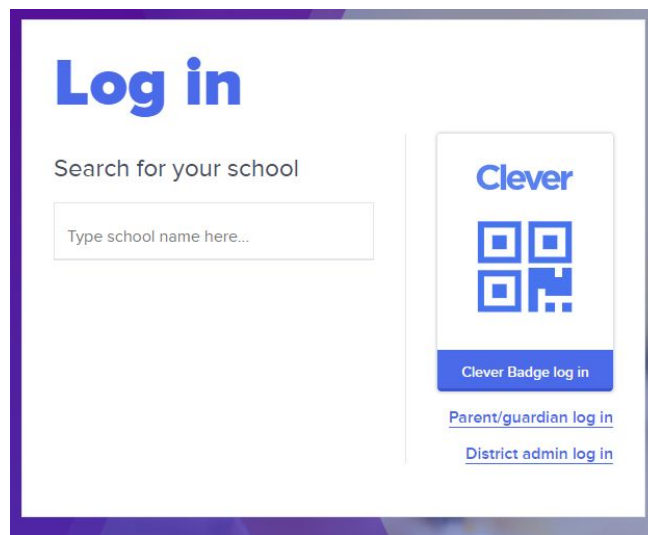





How to Log into Clever

1. Go to the Clever Portal, you can go to clever.com/login. If you don't know the district's Clever login page, you can go to clever.com/login and search for the **TLGMI**.




2. Log in using your **ABTE email address and password** by selecting “**Log in with Google.**”



If you are using the “**Log in with Google**” button, you will be redirected to sign in to

the Google email linked to your Clever account (your ABTE email). Please note using your personal Google email will not sign you into Clever.

If you see the error message (“**Wrong password. Try again or click Forgot password to reset it.**”), this means that the password you entered for your Google email was incorrect. You will need to enter the correct password for your Google account.



3.

From your Clever Portal, click on the application icon you'd like to use:

4. Start working!