

How can my child join a Google Meet?

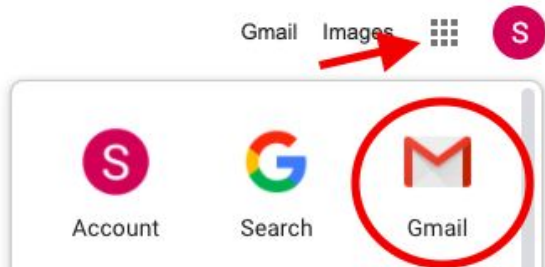
Instructions for Parents of Children in K-2

There are various ways to join a Google Meet:

WAY #1

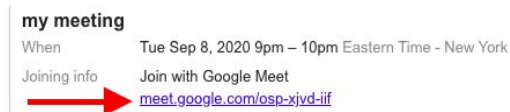
Your child's teacher created a Google Meet and invited your child through their @abtelementary.com email address. Every child in our school has an email address. To access the invitation:

1. Use Google Chrome as your browser.
2. Go to the "waffle" on the upper right hand corner and click on Gmail.



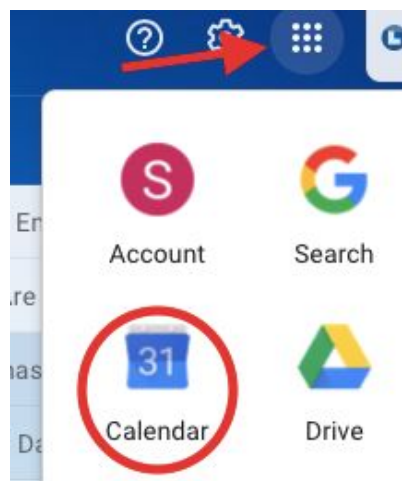
3. Type in the email address, click Next. Then, type in the password. (The email address and the password were given by the school)
4. You should see the invitation in the Inbox. Click on the message and then find the link to the

meeting. When clicking, it should take you directly to the meeting.



WAY #2 (perhaps the best and easiest way)

1. Go to the waffle.
2. Click on the Calendar.



3. Find the day and the time of the meeting..
4. Click on the box.



5. Join the meeting. Allow the camera.

How can my child join a Google Meet?

Instructions for Parents of Children in K-2

WAY #3 (the teacher might do this, but not always)

Your child's teacher created a Google Meet, copied the link, and sent it through Dojo or Seesaw.

Click on the link.

You **must** have a Gmail account to enter the meeting.

If not, you will be prompted to download the Google Meet app. It is free and easy to create a gmail account. However, we highly recommend you use your child's @abtelementary.com account.