

How can my child join a Google Meet?

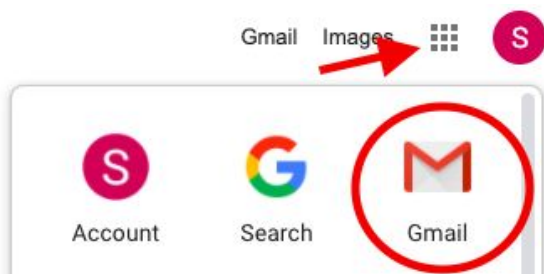
Instructions for Parents of Children in Grades 3-5

There are various ways to join a Google Meet:

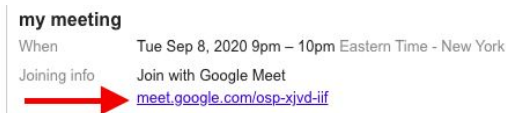
WAY #1

Your child's teacher created a Google Meet and invited your child through their @abteelementary.com email address. Every child in our school has an email address. To access the invitation:

1. Use Google Chrome as your browser.
2. Go to the "waffle" on the upper right hand corner and click on Gmail.



3. Type in the email address, click Next. Then, type in the password. (The email address and the password were given by the school)
4. You should see the invitation in the Inbox. Click on the message and then find the link to the meeting. When clicking, it should take you directly to the meeting. Click to Join.

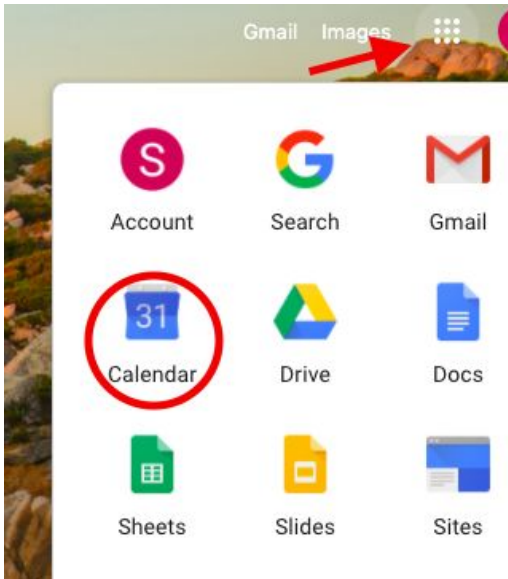


WAY #2

Your child's teacher created a Google Meet, copied the link, and sent it through Google Classroom. Just click on the link and Join.

WAY #3 (probably the easiest and best way)

1. Go to the "Waffle" and click on Calendar.



2. Find the time of your meeting and click on it. It will take you to the meeting. Click Join.